



# Caledonian

## Railway Cables

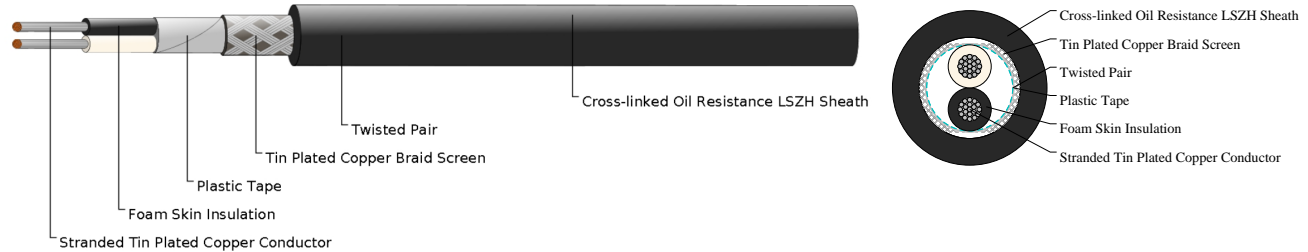
www.caledonian-cables.com

marketing@caledonian-cables.com

### Firerail Databus Cables For Railway Applications

WTB (Wired Train Bus) Cables

FRA-WTB-02YSCH-1P0.75S



### APPLICATIONS

The cables are designed for permanent installation inside of rolling stock to connect fixed parts. A typical application is a communication system in a locomotive. The system uses a wire backed bus system to the TCN standard for control and instrumentation and for diagnostics. This bus system consists of the rail bus WTB (Wired Train Bus) and the road bus MVB (Multifunction Vehicle Bus) which are connected via redundant gateways.

### STANDARDS

DIN 5510-1

### VOLTAGE RATING

300V

### CABLE CONSTRUCTION

Conductors: Stranded tin plated copper conductor according to IEC 60228 class 5.

Insulation: Foam skin-composite PE made of inner cellular layer and outer solid skin.

Core Wrapping: Plastic tape(s).

EMC Screen: Tin plated copper braid.

Outer Sheath: Cross-linked oil resistant LSZH compound.

### PHYSICAL AND THERMAL PROPERTIES

Minimum Bending Radius: 6xOD (single); 12xOD (multiple)

Temperature Range: -40°C to +100°C (during operation); -20°C +50°C (during installation)

### Electrical Properties

Electrical Characteristics at 20°C:

Maximum Conductor Resistance: 26.7 Ω/km

Impedance@1.0-10MHz: 120+/-12 Ω

Maximum Attenuation @1MHz: 10 dB/km

Maximum Attenuation @1.5MHz: 13 dB/km

Maximum Attenuation @2MHz: 14 dB/km

Maximum Attenuation @3MHz: 18 dB/km



# Caledonian

## Railway Cables

www.caledonian-cables.com

marketing@caledonian-cables.com

Maximum Transfer Impedance: 30 mΩ/m

Nominal Voltage Rating: 300 V

### DIMENSION AND PARAMETERS

No. of Cores × Cross-sectional Area	No./Nominal Diameter of Strands	Nominal Sheath Thickness	Nom. Overall Diameter	Approx. Weight
No. × mm <sup>2</sup>	no./mm	mm	mm	kg/km
1 x 2 x 0.75	19/0.22	1.4	9	110



Fire Retardant  
NF C32-070-2.2(C1)  
IEC60332-3-24/EN50266-2-4



Flame Retardant  
NF C32-070-2.1(C2)  
IEC60332-1-2/EN50265-2-1



Highly Flexible



Impact Resistant



Low Corrosivity  
IEC60754-2/EN50267-2-2/3  
NF C32-074/NF C20-453



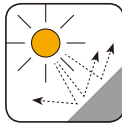
Low Smoke Emission  
IEC 61034-2 / EN 50268-2  
NF C32-073/NF C 20-902



Low Toxicity




Oil Resistant



UV Resistant



Water Resistant



Zero Halogen  
IEC 60754-1/EN 50267-2-1  
NF C20-454